



Helping You Improve Care for Children

New to the EQIPP program and the MOC process? ---- | EQIPP.org | PediaLink.org | AAP.org

EQIPP Frequently Asked Questions

[[Download / Save this FAQ as a PDF file](#)]

- [What is EQIPP?](#)
- [How much does EQIPP cost?](#)
- [What is QI Basics?](#)
- [What is required to complete an EQIPP module? How long does it take to finish?](#)
- [I am a subspecialist or non-practicing clinician who still needs to re-certify. Am I able to complete an EQIPP course?](#)
- [Can I be notified when new EQIPP modules are coming out?](#)
- [Where can I view video demos of EQIPP courses?](#)
- [Where do I register for an EQIPP course?](#)
- [Am I eligible for CME credit for completing an EQIPP course?](#)
- [What are the technical requirements for EQIPP courses?](#)
- [I have specific questions regarding my MOC portfolio and my re-certification requirements / status.](#)

Group Enrollment Questions

- [How much does EQIPP cost for groups?](#)
- [Can my practice/hospital be invoiced for our group enrollment?](#)
- [What information is required to enroll a group?](#)
- [What if some members of my group do not have AAP ID's?](#)
- [Can I add more people to my group at a later date?](#)

Help for Registered EQIPP Users

- [I've successfully registered for an EQIPP course online. How do I access it?](#)
- [I accidentally registered myself as a non-clinician. How can I use/enter my own data?](#)
- [How can I monitor my progression through the course?](#)
- [I've completed my EQIPP course. How do I notify the ABP to update my MOC portfolio?](#)
- [I've tried to electronically notify the ABP for my MOC and received an error message. What do I do now?](#)
- [I've completed the EQIPP: Nutrition course. How do I notify the ABP to update my MOC portfolio?](#)
- [I've completed my EQIPP course. How do I claim CME credit?](#)
- [How do I report a general technical issue with an EQIPP course or send my feedback to the AAP?](#)

EQIPP Frequently Asked Questions

What is EQIPP?

- EQIPP stands for **E**ducation in **Q**uality **I**mprovement for **P**ediatric **P**ractice. EQIPP courses are designed to help you identify and close the gaps in your practice using practical tools. With these online courses, you can learn to document improved quality care on a continuous basis, earn CME credit, and meet MOC Part 4: Performance in Practice requirements all at once. The AAP offers separate EQIPP courses on topics such as Nutritional Assessment, Asthma, Immunizations, GERD, and Bright Futures. By using EQIPP, you will collect data to measure your current level of care at baseline as you work to improve care through Plan, Do, Study, Act (PDSA) cycles.
- Each EQIPP course requires you to do some work online and some offline.
 - The online work involves reviewing the content presentation, researching linked information, and participating in guided activities.

The screenshot shows the EQIPP course interface for 'Diagnosing and Managing Asthma in Pediatrics'. The page is titled 'Diagnosis' and includes a navigation menu with 'Course Home', 'Improvement Activities', 'Learning EQIPPment', and 'My Course Progress'. The main content area is divided into sections: 'Key Clinical Activities' (Generalist, Hospitalist), 'Helpful Links' (My Improvement Plans, Start New Plan, My Ideas for Change, Analyze Results), and 'Rationale & Aim'. The 'Rationale & Aim' section includes a 'Diagnosis' sub-section with text explaining the importance of a clear diagnosis and key indicators for asthma.

- The offline work includes the performance improvement activities you will do within your own practice to improve the care of your patients.

The screenshot shows the EQIPP course interface for 'Diagnosing and Managing Asthma in Pediatrics' in the 'Improvement Activities' section. It features a 'PDSA Cycle' diagram (Plan, Do, Study, Act) and a flowchart of improvement activities: 'Baseline Data' (establishes starting point), 'Follow Up Data' (measures effects of changes), 'Analyze Results' (view sample data in run chart format), and 'Aims & Changes' (work with team to start or refine plans). A 'Helpful Links' section includes 'Aims, Measures, Ideas (pdf)', 'Data Collection Tool (pdf)', 'Data Collection Instructions (pdf)', and 'Data Collection Grid'.

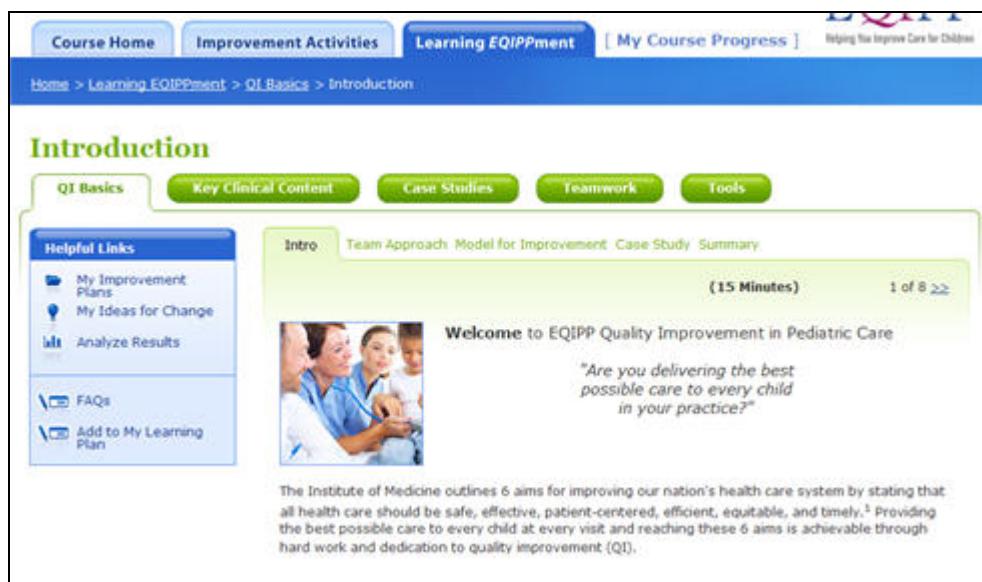
- [[Back to top](#)]

How much does EQIPP cost?

- EQIPP enrollment fees are charged on a per course basis. The fees for each EQIPP course are as follows:
 - Individual AAP Member Enrollment: \$199
 - Individual Non-Member Enrollment: \$229
 - AAP Resident Member Enrollment: \$10
 - AAP Member Group Enrollment (2 or more people): \$179 / person
 - Non-Member Group Enrollment (2 or more people): \$219 / person
- [[Back to top](#)]

What is QI Basics?

- **QI Basics** is a mini-course that serves as a short orientation to the principles and processes behind quality improvement initiatives as they relate to the AAP's EQIPP courses. The QI Basics mini-course is included with the purchase of any EQIPP module and must be completed before any Improvement Activities can be started within the course. After completing QI Basics, users are eligible to claim up to 2.0 CME credit hours.



What is required to complete an EQIPP module? How long does it take to finish?

- Each EQIPP course requires you to do some work online and some offline. The online work involves reviewing the content presentation, researching linked information, and participating in guided activities. The offline work includes the performance improvement activities you will do within your own practice to improve the asthma care of your patients.
 - You may progress through the course at a pace that is comfortable for you, taking into consideration the demands of your practice. Generally speaking, most of the AAP's EQIPP courses can be completed within 4-8 months, depending on the number of improvement cycles you make to reach the goals you have set for your practice.
 - The following are the minimum completion requirements for an EQIPP course:
 - **QI Basics**
Complete the QI Basics course, including evaluation
 - **Baseline Data**
Enter data for a minimum of 10 patients
 - **Improvement Plan**
Create an Improvement Plan that includes a minimum of 1 Aim statement
 - **Follow-up Data**
Document a minimum of 1 idea for Change
Enter data for a minimum of 10 patients
 - **Evaluation**
Complete the course evaluation survey
- [[Back to top](#)]

I am a subspecialist or non-practicing clinician who still needs to re-certify. Am I able to complete an EQIPP course?

- **Yes.** Once you begin an EQIPP course, you will be asked some basic demographic questions, as well questions which will determine if you would like the generalist or subspecialist track. You will also be asked if you will have patient data available to enter. For every EQIPP course, the AAP allows users to elect to use provided sample data in order to complete the module and still satisfy their MOC Part 4 requirements.

Preferences [Reset] [Submit]

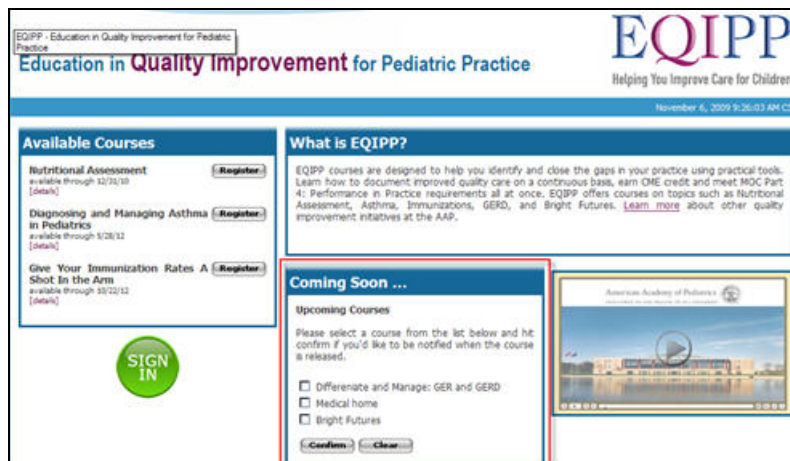
1. Will you have patient chart data available to enter?
 - Yes, I will have my own chart data to enter
 - No, I will need to use a sample data set provided by EQIPP. I am aware that using sample data will exclude me from receiving AMA Category 1 Credit for the performance improvement activity portion of the course.
2. The EQIPP Diagnosing and Managing Asthma in Pediatrics course offers 2 different tracks, which one would you like to participate in?
 - Generalist (outpatient asthma care)
 - Hospitalist (inpatient asthma care)
3. If you are registered as part of group, would you like your chart data included as part of the aggregated group data?
 - Yes, please include my chart data in the aggregated group data
 - No, please do not include my data
4. Would you like your completion status sent to the American Board of Pediatrics (ABP) upon finishing this EQIPP course?
 - Yes
 - No NOTE: The ABP will only receive information regarding the completion of this course (date of completion) and not actual results or scores. Completion Status: Completion of an EQIPP course is determined by successfully entering the minimum requirement for baseline data entry, implementing a change in practice, entering the minimum requirement for follow up data entry, and

- Please note: if you elect to use sample data over providing your own, you are not eligible for the 20 Performance Improvement CME credit hours upon completion of an EQIPP course.

- So, for example, if you complete the EQIPP: Asthma course using provided sample data, you are only eligible for a maximum of 17 CME credits.
 - (2.0 for QI Basics + 15.0 for Enduring Material credit) = 17 total CME credits.
 - If you complete EQIPP: Asthma and provide your own chart data, you are eligible for the maximum of 37 CME credits.
 - (2.0 for QI Basics + 15.0 for Enduring Material credit + 20.0 for Performance Improvement credit) = 37 total CME credits.
- [[Back to top](#)]

Can I be notified when new EQIPP courses are coming out?

- **Yes.** The AAP has a **Coming Soon...** section on the EQIPP.org main page where you can request to be notified via email of upcoming EQIPP courses that are of interest to you.



-
- [[Back to top](#)]

Where can I view video demos of EQIPP courses?

- Information on our EQIPP modules can be found on our PediaLink web site, including additional course details/descriptions and video demos.
 - **PediaLink Online Learning Center:** <http://www.pedialink.org>
 - **PediaLink EQIPP Home Page:** <https://www.pedialink.org/learnmore-view.cfm/show/5>
 - **EQIPP Program Video Overview:** <https://www.pedialink.org/cmefinder/videos/eQIPPOverview/EqippEdited.htm>
 - **EQIPP: Diagnosing and Managing Asthma in Pediatrics:** <http://www.pedialink.org/cme/eqippasthma>
 - **EQIPP: Give Your Immunization Rates a Shot in the Arm:** <http://www.pedialink.org/cme/eqippimm>
 - **EQIPP: Nutritional Assessment for the Healthy and Chronically Ill Child:** <http://www.pedialink.org/cme/eqippnut>
 - **EQIPP.org:** <http://www.eqipp.org>
- Additional questions can be directed to the EQIPP Administrator at eqipp@aap.org.

▪ [[Back to top](#)]

Where do I register for an EQIPP course?

- Registration for any of our EQIPP courses can be completed at our [PediaLink Online Learning Center](#) or via [EQIPP.org](#). You can also use the [PediaLink CME Finder](#) to find additional information on individual EQIPP modules as well as register online.



▪ [[Back to top](#)]

Am I eligible for CME for completing an EQIPP course?

- **Yes.** In addition to satisfying your Maintenance of Certification Part 4 requirements, every EQIPP course is also eligible for CME credit. The amount of CME credit you are able to claim varies depending on the EQIPP course and the manner in which you choose to complete it. For AAP members and PediaLink subscribers, this CME credit can be claimed and managed through your PediaLink transcripts.
- Please note: if you elect to use sample data over providing your own, you are not eligible for the 20 Performance Improvement CME credit hours upon completion of an EQIPP course.
- So, for example, if you complete the EQIPP: Asthma course using provided sample data, you are only eligible for a maximum of 17 CME credits.
 - (2.0 for QI Basics + 15.0 for Enduring Material credit) = 17 total CME credits.
- If you complete EQIPP: Asthma *and* provide your own chart data, you are eligible for the maximum of 37 CME credits.
 - (2.0 for QI Basics + 15.0 for Enduring Material credit + 20.0 for Performance Improvement credit) = 37 total CME credits.

▪ [[Back to top](#)]

What are the technical requirements for EQIPP courses?

- **Software**
 - Display: Resolution of 1024x786 pixels or higher
 - Connection Speed: Broadband Internet access - 12 Mbps download/ 2 Mbps upload speeds.
 - Internet Explorer 6.0, Firefox 2.0, Google Chrome, Netscape Navigator 7.0. It is recommend that AOL users do not use their AOL browser.
 - Disable pop-up blocking software before entering EQIPP modules: Test your system for pop-up blocking. If no pop-up appears, follow your browser's directions for disabling your pop-up blocker.
 - If you're still having problems viewing pop-ups after following the above directions, please contact Customer Service via e-mail at [pedialink\[at\]aap.org](mailto:pedialink[at]aap.org).

Software Add-Ons:

- Adobe Acrobat Reader 5 required. [Click here](#) to download the plug-in.
- Flash 5 plug-in required. [Click here](#) to download the plug-in.
- Windows Media Player 10 or Real Player. [Click here](#) to download the free Windows Media Player 10. [Click here](#) to download the latest Real Player.
- Additional questions can be directed to the EQIPP Administrator at eqipp@aap.org.

▪ [[Back to top](#)]

I have specific questions regarding my MOC portfolio and my re-certification requirements / status.

- If you have specific questions regarding your ABP portfolio, your re-certification requirements/status, or the Maintenance of Certification process, please contact the [American Board of Pediatrics](#) for additional information.
 - **Web Site:** <http://www.abp.org>
 - **Phone:** (919) 929-0461
 - **Email:** moc [at] abpeds.org
- [[Back to top](#)]

Group / Practice Enrollment Questions

How much does EQIPP cost for groups?

- EQIPP group enrollment fees are charged on a per course basis. The fees for one EQIPP course are as follows:
 - AAP Member Group Enrollment (2 or more people): \$179 / person
 - Non-Member Group Enrollment (2 or more people): \$219 / person
 - For group registrations, please call 1-800-433-9016, EXT 7919.
 - Please obtain the first and last name, AAP ID #, and email address from all group members before calling to register as a group.
- [[Back to top](#)]

Can my practice / hospital be invoiced for our group enrollment?

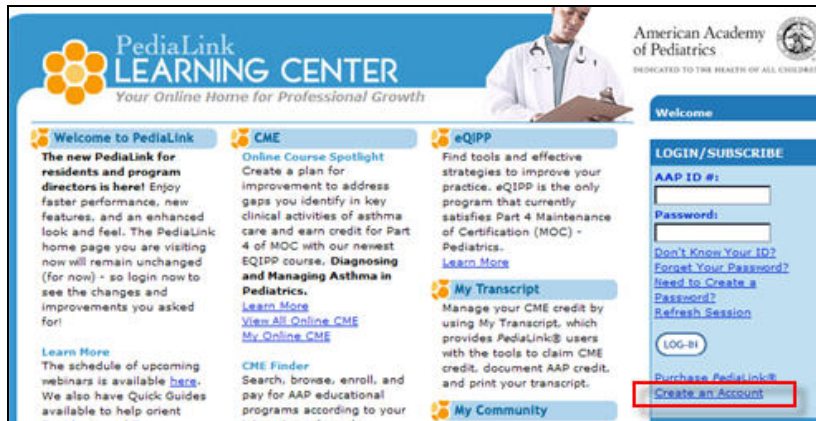
- Most EQIPP group enrollments are paid via credit card over the phone at the time of registration. If you have a large group or practice that you were interested in enrolling (10 or more people) and would like to receive an invoice for the registration fees first, please call 1-800-433-9016, ext 7919 for more information.
- [[Back to top](#)]

What information is required to enroll a group?

- Please obtain the first and last name, AAP ID #, and email address from all group members before calling to register your group.
 - For group registrations, please call 1-800-433-9016, ext 7919.
- [[Back to top](#)]

What if some members of my group/practice do not have an AAP ID ?

- You do not have to be an AAP member to have an AAP ID. Members of your group or practice who do not have an AAP ID can create one themselves at [PediaLink.org](#) using the **Create an Account** link located on the right side of the page just below the login area.



- Once they have created an ID, their AAP ID number can be used to register for and log in to any EQIPP / PediaLink courses.
 - [[Back to top](#)]

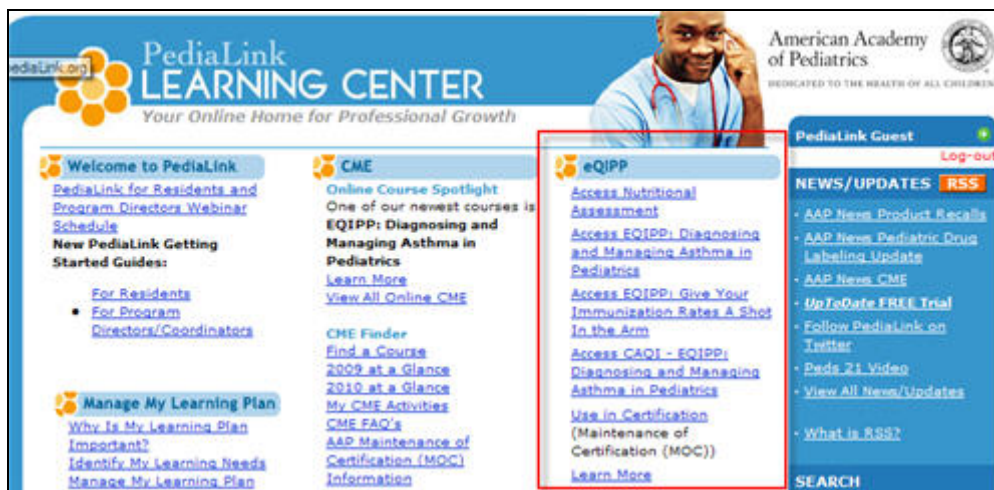
Can I add more people to my group at a later date ?

- **Yes.** Before calling, please obtain the first and last name, AAP ID #, and email address from all new group member additions.
- For group member additions, please call 1-800-433-9016, ext 7919.
 - [[Back to top](#)]

Help for Registered Users

I've successfully registered for an EQIPP course online. How do I access it?

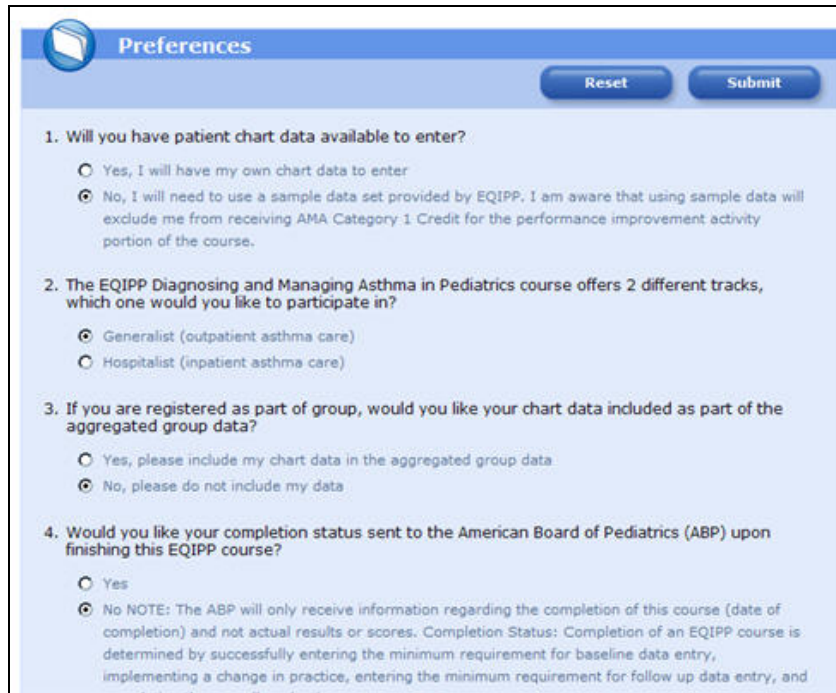
- Once you have completed the course registration process, EQIPP courses can be accessed by logging in to our [PediaLink Online Learning Center](#) and looking under the **EQIPP** section in the third column. You can also sign in directly at [EQIPP.org](#) with your AAP ID and password.



- [[Back to top](#)]

I accidentally registered myself as a non-clinician. How can I use/enter my own data?

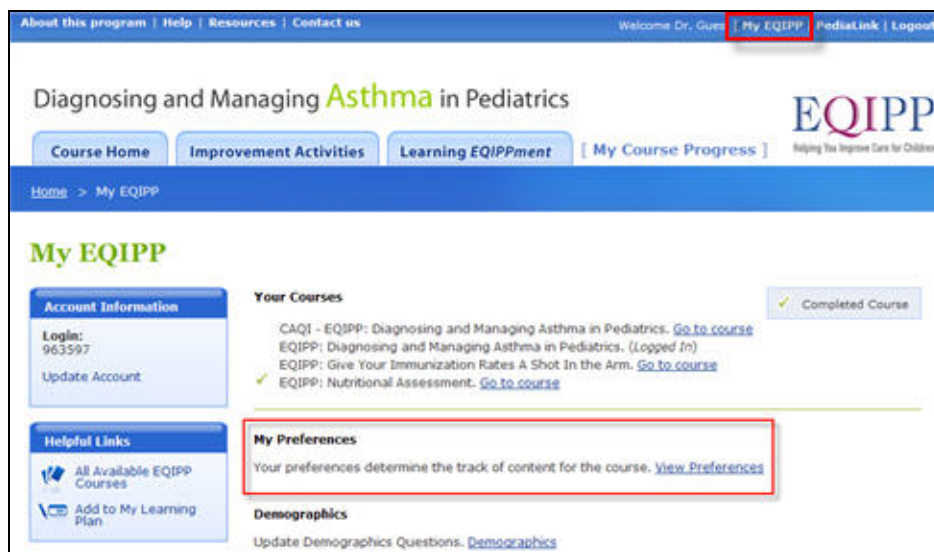
- When you first begin an EQIPP course, you will be asked some basic demographic questions, as well questions which will determine if you would like the generalist or subspecialist track. You will also be asked if you will have patient data available to enter. After completing this questionnaire, your registration will be complete.



The screenshot shows a 'Preferences' form with a blue header and two buttons: 'Reset' and 'Submit'. The form contains four numbered questions with radio button options:

1. Will you have patient chart data available to enter?
 - Yes, I will have my own chart data to enter
 - No, I will need to use a sample data set provided by EQIPP. I am aware that using sample data will exclude me from receiving AMA Category 1 Credit for the performance improvement activity portion of the course.
2. The EQIPP Diagnosing and Managing Asthma in Pediatrics course offers 2 different tracks, which one would you like to participate in?
 - Generalist (outpatient asthma care)
 - Hospitalist (inpatient asthma care)
3. If you are registered as part of group, would you like your chart data included as part of the aggregated group data?
 - Yes, please include my chart data in the aggregated group data
 - No, please do not include my data
4. Would you like your completion status sent to the American Board of Pediatrics (ABP) upon finishing this EQIPP course?
 - Yes
 - No NOTE: The ABP will only receive information regarding the completion of this course (date of completion) and not actual results or scores. Completion Status: Completion of an EQIPP course is determined by successfully entering the minimum requirement for baseline data entry, implementing a change in practice, entering the minimum requirement for follow up data entry, and

- If you later change your mind and would like to enter your own chart data, you can click the **My EQIPP** link located at the top of any EQIPP page. Click the **View Preferences** link on your **My EQIPP** page to update your demographic information.



The screenshot shows the 'My EQIPP' user dashboard. At the top, there is a navigation bar with links for 'About this program', 'Help', 'Resources', and 'Contact us'. The user is logged in as 'Dr. Gurn' and has a 'My EQIPP' link highlighted in red. The main content area is titled 'Diagnosing and Managing Asthma in Pediatrics' and features the EQIPP logo. Below the title are navigation tabs for 'Course Home', 'Improvement Activities', 'Learning EQIPPment', and 'My Course Progress'. The dashboard is divided into several sections:

- Account Information:** Shows the user's login ID (963597) and an 'Update Account' link.
- Helpful Links:** Includes links for 'All Available EQIPP Courses' and 'Add to My Learning Plan'.
- Your Courses:** Lists three courses: 'CAQI - EQIPP: Diagnosing and Managing Asthma in Pediatrics', 'EQIPP: Diagnosing and Managing Asthma in Pediatrics', and 'EQIPP: Give Your Immunization Rates A Shot In the Arm'. The first two are marked as 'Completed Course'.
- My Preferences:** A section highlighted with a red box, containing the text 'Your preferences determine the track of content for the course. [View Preferences](#)'.
- Demographics:** Includes a link to 'Update Demographics Questions'.

- [[Back to top](#)]

How can I monitor my progression through the course?

- You can use the **My Course Progress** links located on the home page of each EQIPP course.

The screenshot shows the EQIPP course home page. At the top, there are navigation links: "About this program", "Help", "Resources", "Contact us", "Welcome Dr. Guest", "My EQIPP", "PediatLink", and "Logout". The main heading is "Diagnosing and Managing Asthma in Pediatrics". Below this are four tabs: "Course Home", "Improvement Activities", "Learning EQIPPment", and "My Course Progress" (highlighted with a red box). The page features two main content areas: "EQIPP DEMO" and "QI BASICS". The "QI BASICS" section states: "The QI Basics course, Quality Improvement in Pediatric Care is a prerequisite for all EQIPP courses. START here if you have not completed QI Basics." Below this are three sections: "Helpful Links" (with "My Course Progress" highlighted), "Course Goal" (text about providing the best possible asthma care), and "Key Clinical Activities" (divided into "Generalist" and "Hospitalist" lists).

- The **My Course Progress** page will tell you which tasks you have completed and which are still required before you finish the course. You will not be able to claim credit until all of the listed steps are completed.

The screenshot shows the "My Course Progress" page. On the left is a "Helpful Links" sidebar with items: "QI Basics", "My Improvement Plans", "Analyze Results", "EQIPP Demo", "FAQs", "Add to My Learning Plan", "Course Evaluation", "Claim Credit", "Print Certificate of Completion", and "My Transcripts". The main content area has a heading "My Course Progress" and a sub-heading "Following are the minimum completion requirements for EQIPP Diagnosing and Managing Asthma in Pediatrics. All boxes must be checked in order to claim CME credit and MOC credit for course completion." Below this is a checklist with three sections: "QI Basics" (with a "Completed Task" button), "Improvement Plan", and "Evaluation". The "QI Basics" section has a checkmark and the text "Complete the QI Basics course and submit an evaluation". The "Improvement Plan" section has a checkmark and the text "Create an Improvement Plan that includes a minimum of 1 Aim statement". The "Evaluation" section has a link "Complete the course evaluation survey". At the bottom, it states "You have completed all necessary steps required to claim credit." and provides a link "Click here for claim credit instructions".

▪ [[Back to top](#)]

I've completed my EQIPP course. How do I notify the ABP to update my MOC portfolio?

- When you have completed all of your course tasks and want to notify the ABP to update your MOC portfolio, click the **Claim Credit** link located at the bottom of the **Helpful Links** menu.

The screenshot shows the EQIPP course homepage. At the top, there are navigation tabs: "Course Home", "Improvement Activities", "Learning EQIPPment", and "My Course Progress". Below the tabs, there are two main sections: "EQIPP DEMO" and "QI BASICS". The "Helpful Links" menu is on the left, with "Claim Credit" highlighted in a red box. The "Course Goal" section is in the center, and the "Key Clinical Activities" section is on the right.

Generalist	Hospitalist
1. Diagnosis	1. Initial History
2. Control	2. Initial Physical Examination
3. Spirometry	3. Initial Severity Classification
4. Medications	4. Initial Therapy
5. Vaccinate for Influenza	5. Hospital Course Serial Assessments
6. Asthma Action Plans	6. Hospital Course Education
7. Education	7. Hospital Course Flu Shot
8. Asthma Control and Follow Up	8. Discharge Planning Asthma Action Plan

- Once you are on the Claim Credit page, click the **Claim ABP MOC Credit** link at the bottom to notify the ABP of your completion status.

The screenshot shows the "How to claim your credit" page. It features a yellow background with a warning icon. The text explains that the user is now eligible to claim credit for "Quality Improvement for Pediatric Care - QI Basics" and "Clinical Content". It also mentions that credit for each activity will have to be claimed independently. At the bottom, there is a link to "Claim ABP MOC Credit".

- [[Back to top](#)]

I've tried to electronically notify the ABP for my MOC and received an error message. What do I do now?

- If you have clicked the **Claim ABP MOC Credit** link within an EQIPP module and received an error message of any sort, you can re-try the notification request under the **Manage ABP-MOC Credit** tab on your PediaLink transcript page. If you continue to receive errors, please use the **Contact Us** form located at the top of your EQIPP course. Include your full name, AAP ID number, ABP ID number, and the wording (under the reason column) of the error message you are receiving.

AMERICAN ACADEMY OF PEDIATRICS
Transcript & Credit Management Tool

RETURN TO PEDIALINK

Welcome back Scott Pokrylke
AAP ID#: 1149675
If he is not you, click here

TRANSCRIPT SUMMARY CLAIM CME CREDIT **MANAGE ABP MOC CREDIT** DISCREPANCY FORM LOGOUT

Manage ABP MOC Credit

The courses are grouped in sections to help you manage your ABP MOC credit recordings. Contact us at [pedialinkadmin@aap.org](mailto:pediaLinkadmin@aap.org) if you have questions or concerns.

FAILED REQUESTS				
Activity	Last Attempt	Expiration Date	Reason	Re-Try
1 2007 PREP Self-Assessment (31381)	Wednesday, October 28, 2009 (11:26:14 AM CDT)	Thursday, December 31, 2009 (12:00:00 AM CST)	Failure, Missingdata, No ABPID found in member request.	<input type="checkbox"/>
2 2008 PREP Self-Assessment (34366)	Wednesday, October 28, 2009 (11:25:01 AM CDT)	Friday, December 31, 2010 (12:00:00 AM CST)	Failure, Missingdata, No ABPID	<input type="checkbox"/>

○
▪ [[Back to top](#)]

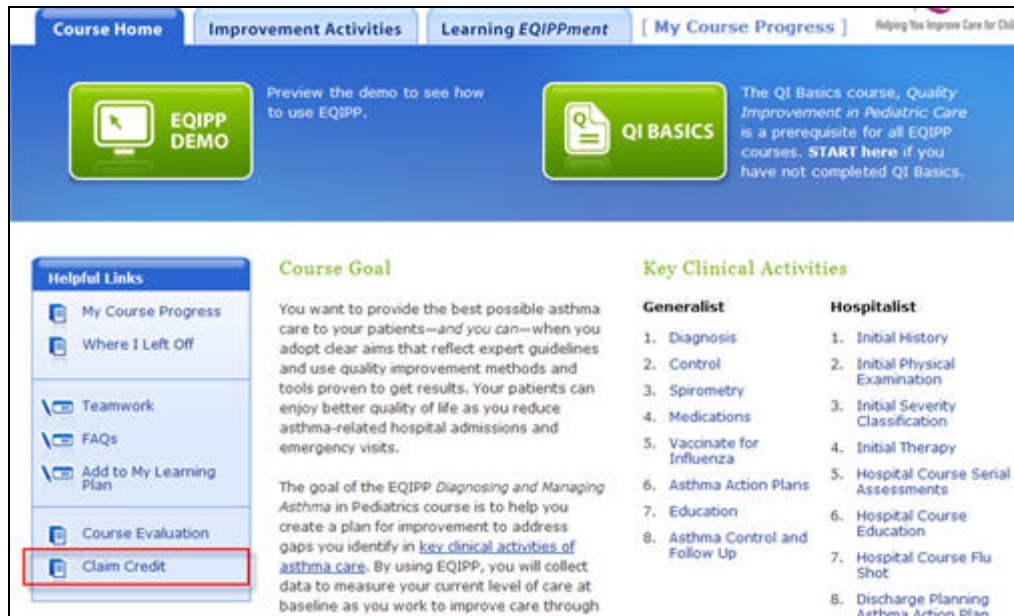
I've completed my EQIPP: Nutrition course. How do I notify the ABP to update my MOC portfolio?

- When you have completed all of your course tasks within the Nutrition module and want to notify the ABP to update your MOC portfolio, please send an email to our EQIPP Administrator (eqipp@aap.org) with a notification request. In this email, include your full name, ABP ID number, and AAP ID number. Once we have received this email, the AAP will verify course completion and then submit this information to the ABP. You will receive a copy of this submission request to the ABP via email. **Please note:** this manual notification process only exists for the Nutritional Assessment module. The Asthma module and all future EQIPP courses have an electronic notification system for your MOC.

▪ [[Back to top](#)]

I've completed my EQIPP course. How do I claim CME credit?

- When you have completed all of your course tasks and want to claim your CME credit, click the **Claim Credit** link located at the bottom of the **Helpful Links** menu.



The screenshot shows the EQIPP course homepage. At the top, there are navigation tabs: Course Home, Improvement Activities, Learning EQIPPment, and My Course Progress. Below the navigation, there are two main sections: 'EQIPP DEMO' and 'QI BASICS'. The 'Helpful Links' menu is on the left, with 'Claim Credit' highlighted in a red box. The 'Course Goal' section is in the center, and the 'Key Clinical Activities' section is on the right.

Helpful Links

- My Course Progress
- Where I Left Off
- Teamwork
- FAQs
- Add to My Learning Plan
- Course Evaluation
- Claim Credit**

Course Goal

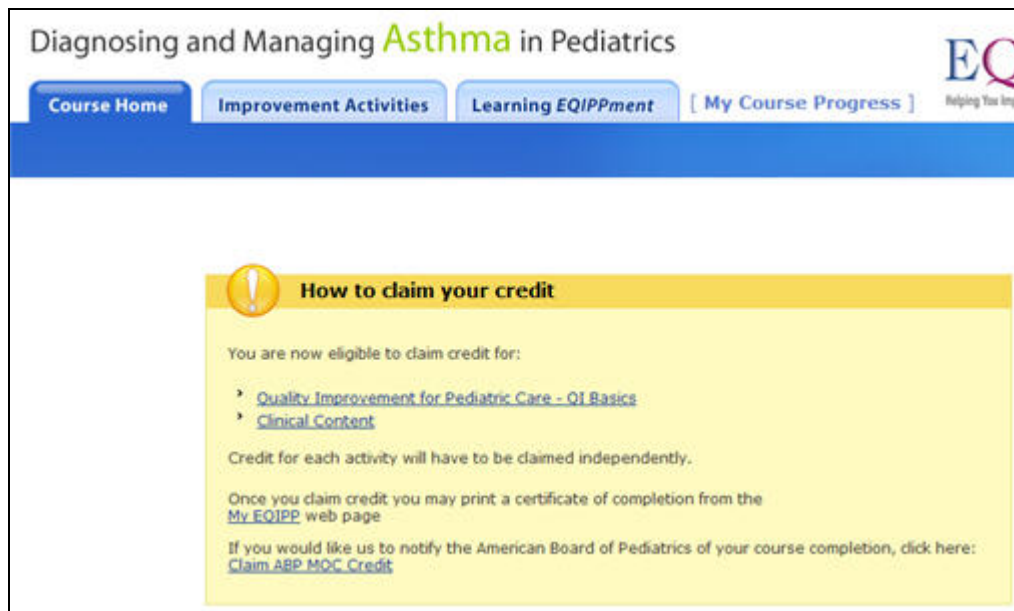
You want to provide the best possible asthma care to your patients—and you can—when you adopt clear aims that reflect expert guidelines and use quality improvement methods and tools proven to get results. Your patients can enjoy better quality of life as you reduce asthma-related hospital admissions and emergency visits.

The goal of the EQIPP *Diagnosing and Managing Asthma in Pediatrics* course is to help you create a plan for improvement to address gaps you identify in [key clinical activities of asthma care](#). By using EQIPP, you will collect data to measure your current level of care at baseline as you work to improve care through

Key Clinical Activities

Generalist	Hospitalist
1. Diagnosis	1. Initial History
2. Control	2. Initial Physical Examination
3. Spirometry	3. Initial Severity Classification
4. Medications	4. Initial Therapy
5. Vaccinate for Influenza	5. Hospital Course Serial Assessments
6. Asthma Action Plans	6. Hospital Course Education
7. Education	7. Hospital Course Flu Shot
8. Asthma Control and Follow Up	8. Discharge Planning Asthma Action Plan

- Once you are on the Claim Credit page, use the credit claiming links to claim and add the CME credits to your PediaLink transcript or to print your certificate of completion.



The screenshot shows the 'How to claim your credit' page. The page title is 'Diagnosing and Managing Asthma in Pediatrics'. The navigation tabs are the same as in the previous screenshot. The main content is a yellow box with a warning icon and the title 'How to claim your credit'. The text inside the box provides instructions on how to claim credit for the course activities.

How to claim your credit

You are now eligible to claim credit for:

- Quality Improvement for Pediatric Care - QI Basics
- Clinical Content

Credit for each activity will have to be claimed independently.

Once you claim credit you may print a certificate of completion from the [My EQIPP](#) web page

If you would like us to notify the American Board of Pediatrics of your course completion, click here: [Claim ABP MOC Credit](#)

- [[Back to top](#)]

How do I report a general technical issue an EQIPP course or send my feedback to the AAP?

- To report a general technical issue or send us feedback or feature requests, use the **Contact Us** link located at the top of any EQIPP course page.

The screenshot shows the 'Contact Us' page within an EQIPP course. At the top, there is a navigation bar with links for 'About this program', 'Help', 'Resources', and 'Contact us' (which is highlighted with a red box). The course title is 'Diagnosing and Managing Asthma in Pediatrics'. Below the title are navigation buttons for 'Course Home', 'Improvement Activities', 'Learning EQIPPment', and 'My Course Progress'. The main heading is 'Contact Us'. On the left, there is an 'Email:' section with instructions to use the contact form for direct emails and to contact the AAP Customer Service Center for other inquiries. Contact information includes the phone number 866/843-2271 and email csc@aap.org. Below that is the 'National Headquarters' address: The American Academy of Pediatrics, 141 Northwest Point Blvd, Elk Grove Village, IL 60007. On the right, there is a 'Send Request' form with a 'Reset' and 'Submit' button. The form asks 'Why are you contacting the American Academy of Pediatrics?' with a dropdown menu set to 'Select one'. Below this are input fields for 'Full Name' and 'Phone'.

- Then fill out the necessary fields in the **Send Request** form and hit the **Submit** button to send us your inquiry.
 - [[Back to top](#)]

If you have any additional questions, suggestions, or comments, please feel free to contact the AAP's customer service department. The Customer Service Center is available Monday – Friday from 7:00am - 5:30pm Central Time by [clicking here](#) or calling 866/THE-AAP1 (866/843-2271) or 847-434-4000 (Outside US and Canada). We welcome any feedback and would be happy to assist you.

[[Back to top](#)]